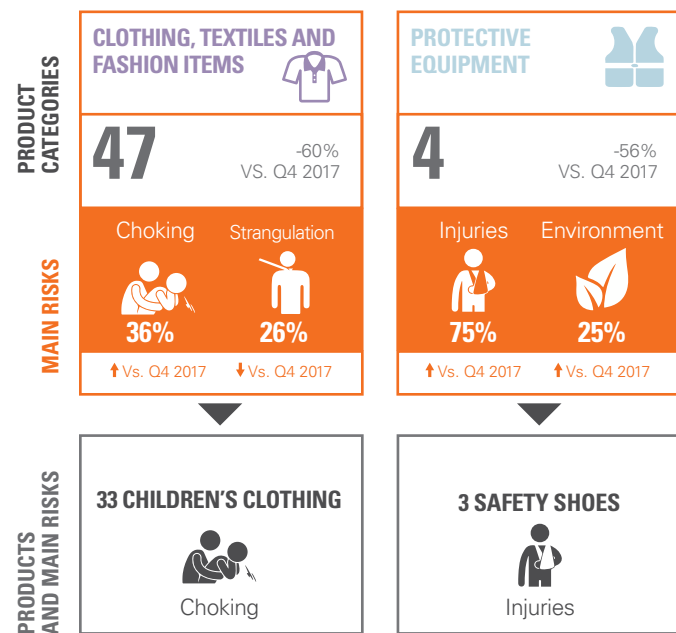


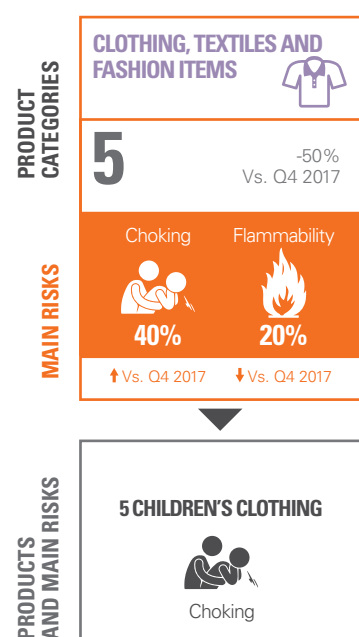
SOFTLINES: PRODUCT RECALL TRENDS FOR THE EU & USA

QUARTER 1, 2018

EU TOP RECALLS AND RISKS



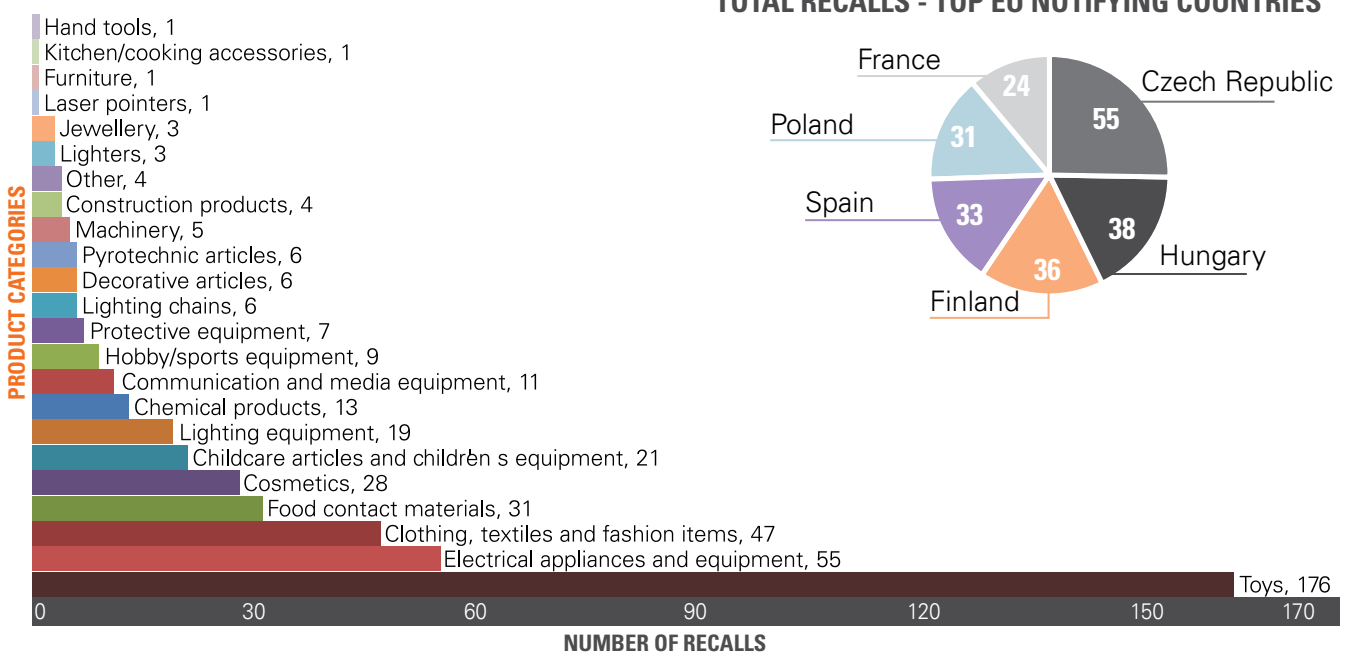
US TOP RECALLS AND RISKS



458 TOTAL RECALLS ▶ SOFTLINES: 57 RECALLS

-4% Vs. Q4 2017

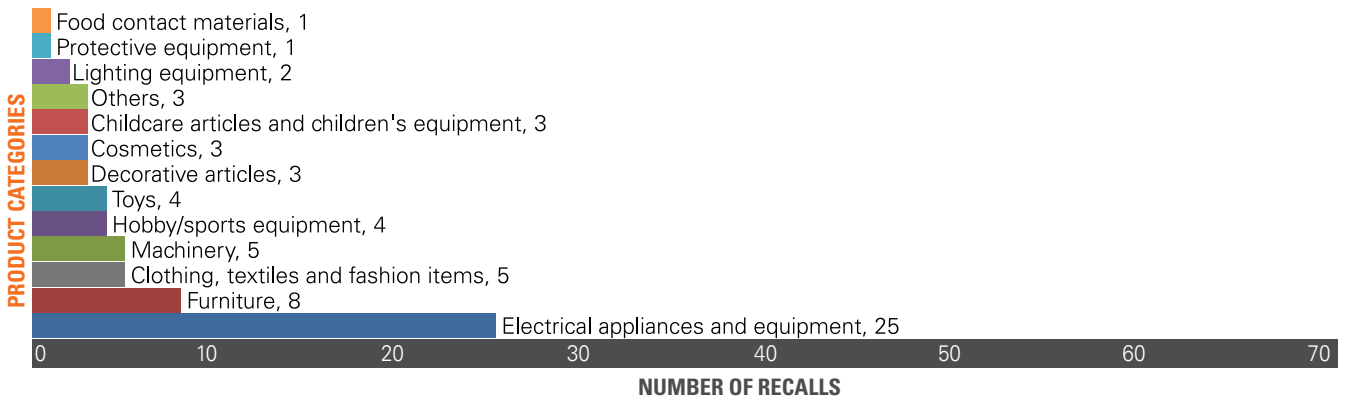
-59% Vs. Q4 2017



67 TOTAL RECALLS ▶ SOFTLINES: 11 RECALLS

-51% Vs. Q4 2017

-55% Vs. Q4 2017



SOURCES

EU Recalls

- RAPEX (Rapid Alert System for dangerous non-food products): Weekly notifications, excluding motor vehicle and recreational craft notifications

US Recalls

- CPSC (Consumer Product Safety Commission): Recalls notifications excluding motor vehicles

© SGS Group Management SA – 2018 – All rights reserved - SGS is a registered trademark of SGS Group Management SA. SGS's services including compilation(s) of data into this Factsheet are based on publicly available sources as of the date stated herein for which SGS bears no responsibility. Although every effort has been made to ensure accuracy, SGS makes no warranty as to error, omissions and does not accept any liability, without limitation, for indirect or consequential loss or damage, or any loss or damages arising from any use in connection with this document.

For more details contact: consumer.products@sgs.com

WHEN YOU NEED TO BE SURE

SGS