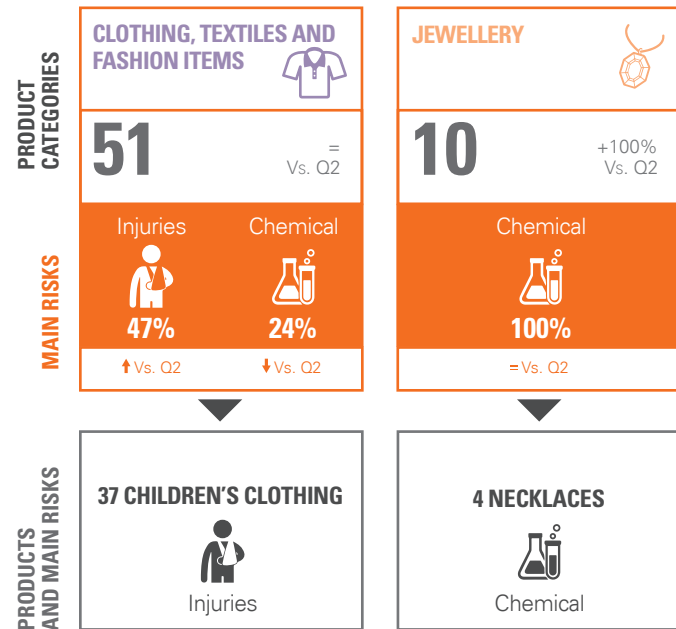


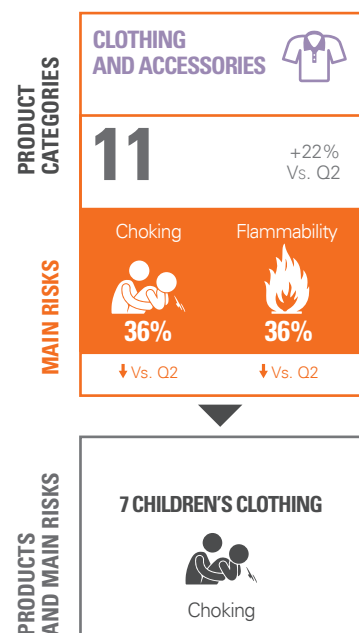
# SOFTLINES: PRODUCT RECALL TRENDS FOR THE EU & USA

QUARTER 3, 2017

## EU TOP RECALLS AND RISKS



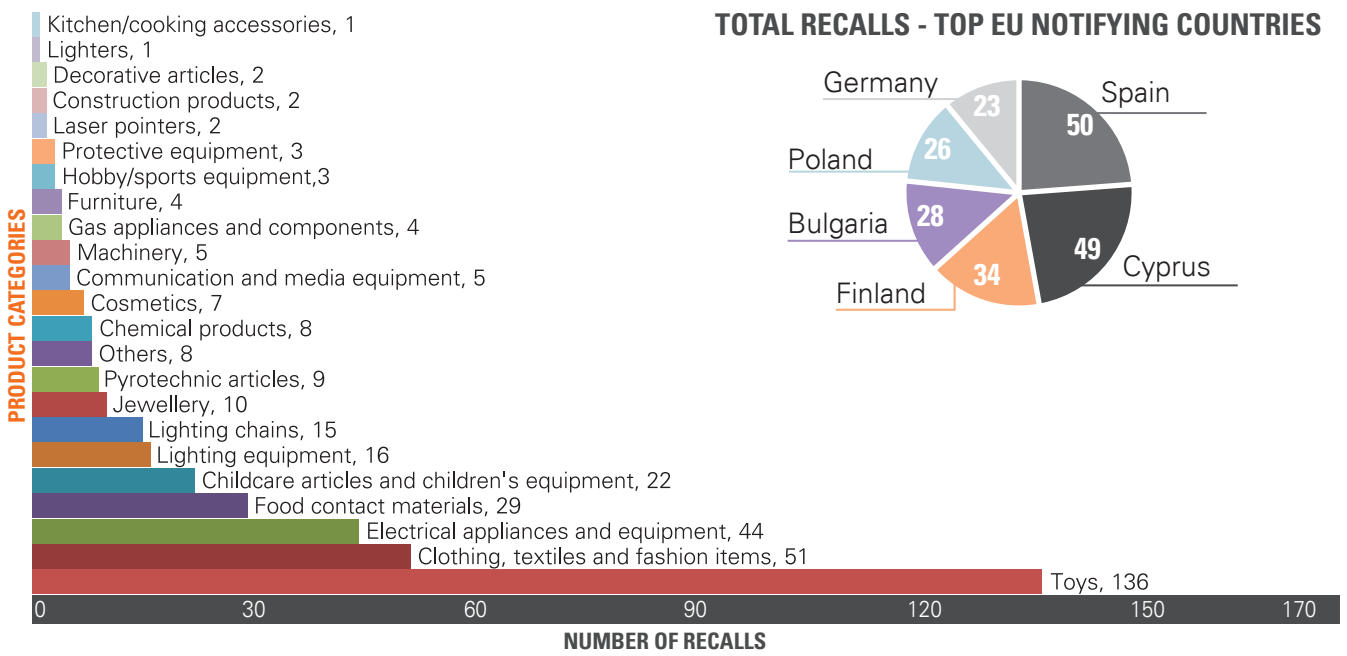
## US TOP RECALLS AND RISKS



## 387 TOTAL RECALLS ▶ SOFTLINES: 63 RECALLS

-9% Vs. Q2

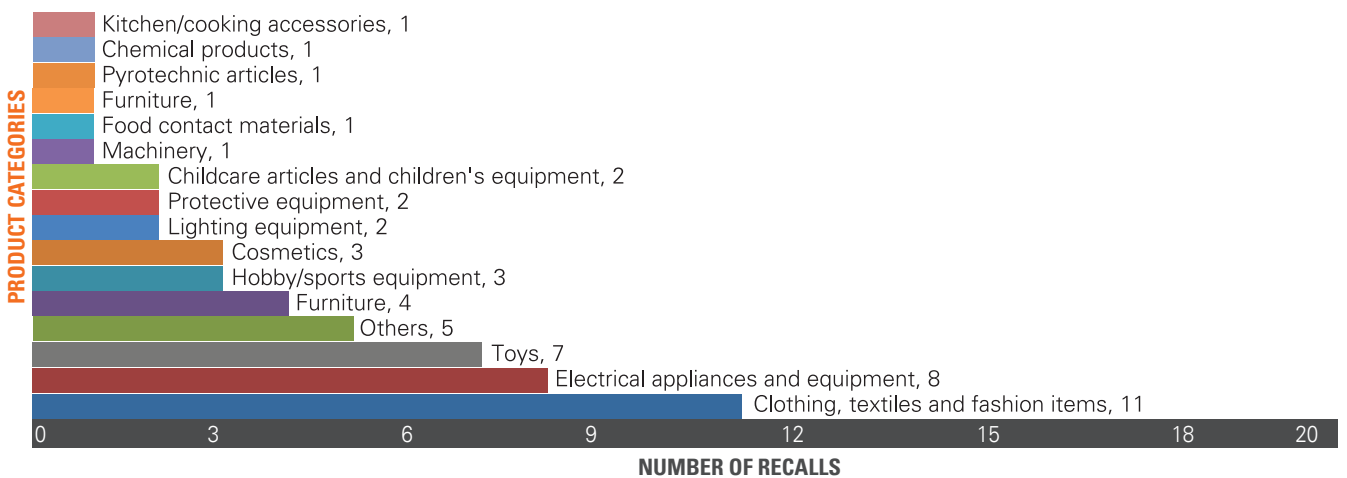
+2% Vs. Q2



## 53 TOTAL RECALLS ▶ SOFTLINES: 12 RECALLS

-16% Vs. Q2

+33% Vs. Q2



### SOURCES

#### EU Recalls

- RAPEX (Rapid Alert System for dangerous non-food products): Weekly notifications, excluding motor vehicle and recreational craft notifications

#### US Recalls

- CPSC (Consumer Product Safety Commission): Recalls notifications excluding motor vehicles

© SGS Group Management SA – 2017 – All rights reserved - SGS is a registered trademark of SGS Group Management SA. SGS's services including compilation(s) of data into this Factsheet are based on publicly available sources as of the date stated herein for which SGS bears no responsibility. Although every effort has been made to ensure accuracy, SGS makes no warranty as to error, omissions and does not accept any liability, without limitation, for indirect or consequential loss or damage, or any loss or damages arising from any use in connection with this document.

For more details contact: [consumer.products@sgs.com](mailto:consumer.products@sgs.com)

WHEN YOU NEED TO BE SURE

**SGS**